

REMOVAL AND INSTALLATION

IPDM E/R (INTELLIGENT POWER DISTRIBUTION MODULE ENGINE ROOM)

Removal and Installation

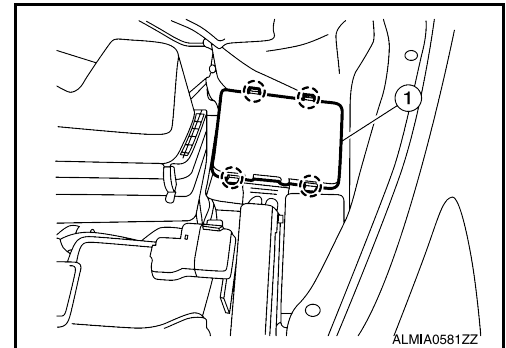
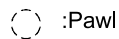
INFOID:000000011935811

CAUTION:

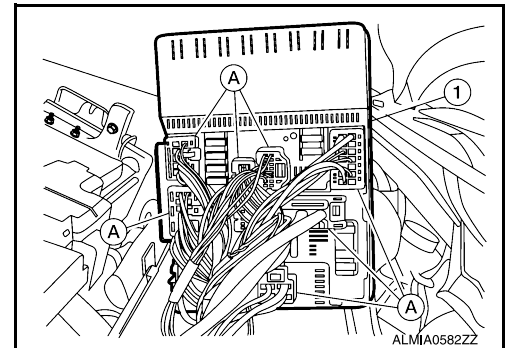
IPDM E/R integrated relays are not serviceable parts and must not be removed from unit.

REMOVAL

1. Disconnect the negative battery terminal. Refer to [PG-101, "Exploded View"](#).
2. Release the pawls and separate the IPDM E/R (1) from the case.



3. Disconnect all harness connectors (A) from the IPDM E/R (1) and remove.



INSTALLATION

Installation is in the reverse order of removal.