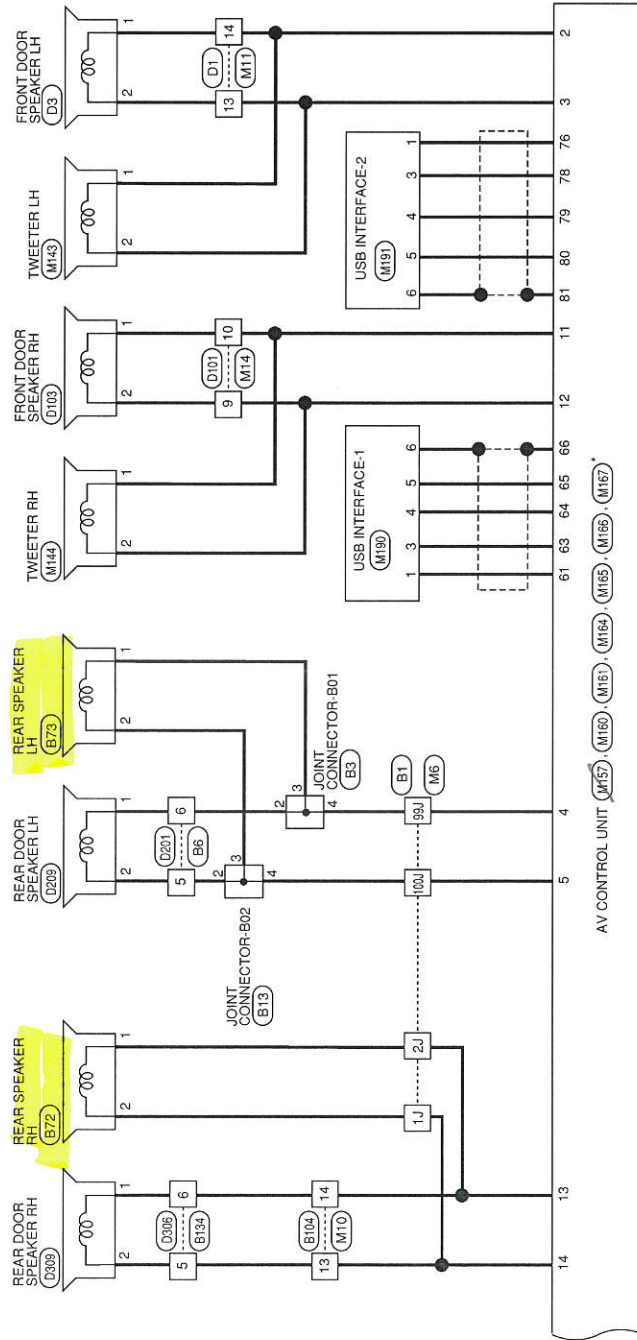


# MULTI AV (WITHOUT BOSE AUDIO SYSTEM)

< WIRING DIAGRAM >

[MULTI AV SYSTEM]



AANWA1381GB

A  
B  
C  
D  
E  
F  
G  
H  
I  
J  
K  
L  
M  
N  
O  
P

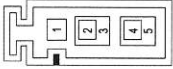


# MULTI AV (WITHOUT BOSE AUDIO SYSTEM)

< WIRING DIAGRAM >


[MULTI AV SYSTEM]

4	G	-
Connector No.	B200	
Connector Name	WIRE TO WIRE	
Connector Type	GT13SCN-2/1PP-HU	
Connector Color	GRAY	




Terminal No.	Color of Wire	Signal Name
1	B	-
2	B	-
3	SHIELD	-
4	B	-
5	SHIELD	-

Connector No.	R201	
Connector Name	WIRE TO WIRE	
Connector Type	GT16C-1PP-HU (A)	
Connector Color	BROWN	



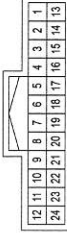
Terminal No.	Color of Wire	Signal Name
1	B	-
2	SHIELD	-

Connector No.	B134	
Connector Name	WIRE TO WIRE	
Connector Type	NS10MW-CS	
Connector Color	WHITE	



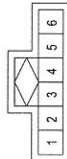
Terminal No.	Color of Wire	Signal Name
5	W	-
6	G	-

Connector No.	R7	
Connector Name	WIRE TO WIRE	
Connector Type	TH24FW-NH	
Connector Color	WHITE	




Terminal No.	Color of Wire	Signal Name
8	G	-
9	V	-
10	SHIELD	-

Connector No.	R22	
Connector Name	MICROPHONE	
Connector Type	A06FW	
Connector Color	WHITE	



Terminal No.	Color of Wire	Signal Name
1	V	-
2	SHIELD	-

Connector No.	B72	
Connector Name	REAR SPEAKER RH	
Connector Type	NS02FW-CS	
Connector Color	WHITE	



Terminal No.	Color of Wire	Signal Name
1	W	-
2	G	-

Connector No.	B73	
Connector Name	REAR SPEAKER LH	
Connector Type	NS02FW-CS	
Connector Color	WHITE	



Terminal No.	Color of Wire	Signal Name
1	W	-
2	G	-

Connector No.	B104	
Connector Name	WIRE TO WIRE	
Connector Type	NS16MW-CS	
Connector Color	WHITE	



Terminal No.	Color of Wire	Signal Name
13	W	-
14	G	-

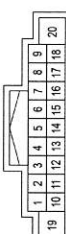
AANIA3979GB

# MULTI AV (WITHOUT BOSE AUDIO SYSTEM)

< WIRING DIAGRAM >

[MULTI AV SYSTEM]

Connector No.	M160
Connector Name	AV CONTROL UNIT (WITHOUT BOSE AUDIO SYSTEM)
Connector Type	NH18FW-CS2
Connector Color	WHITE

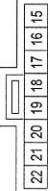


Terminal No.	Color of Wire	Signal Name
1	-	-
2	G	FR LH.SP+
3	W	FR LH.SP-
4	LG	FR LH.SP+
5	Y	FR LH.SP-
6	-	-
7	P	ACC
8	GR	ILL_CONT
9	R	ILL+
10	SHIELD	SHIELD
11	P	FR RH.SP+
12	SB	FR RH.SP-
13	G	FR RH.SP+
14	W	FR RH.SP-
15	-	-
16	-	-
17	-	-
18	-	-
19	G	BAT
20	-	-

2	SB	(WITHOUT BOSE)
2	BG	(WITH BOSE)

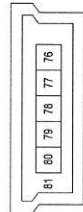
Connector No.	M149
Connector Name	COMBINATION SWITCH (SPIRAL CABLE)
Connector Type	TK08FGY-X
Connector Color	GRAY



Terminal No.	Color of Wire	Signal Name
16	Y	-
17	G	-
19	L	-

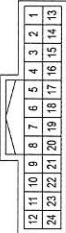
  

Connector No.	M157
Connector Name	AV CONTROL UNIT
Connector Type	USCAR30-MD-M
Connector Color	GREEN



Terminal No.	Color of Wire	Signal Name
76	B	VBUS
77	-	-
78	G	D-
79	W	D+
80	R	GND
81	SHIELD	SHIELD


Connector No.	M95
Connector Name	WIRE TO WIRE
Connector Type	TH24FW-NH
Connector Color	WHITE



Terminal No.	Color of Wire	Signal Name
9	LG	-
10	SB	-
23	B	-


Connector No.	M143
Connector Name	TWEETER LH
Connector Type	TK02FBR
Connector Color	BROWN



Terminal No.	Color of Wire	Signal Name
1	G	-
2	W	-

Connector No.	M144
Connector Name	TWEETER RH
Connector Type	TK02FBR
Connector Color	BROWN



Terminal No.	Color of Wire	Signal Name
1	P	-

AAANIA3975GB